

REDROCK

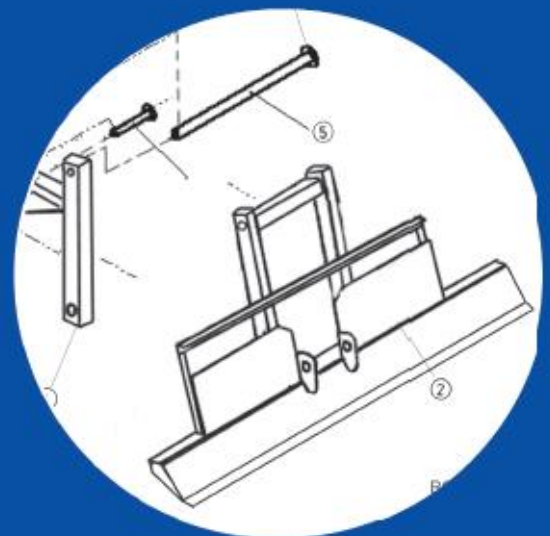
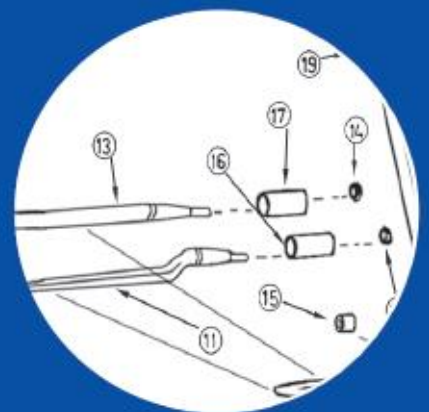
Machinery Ltd

Block Cutters

Parts Manual



Issue 3
September 2013






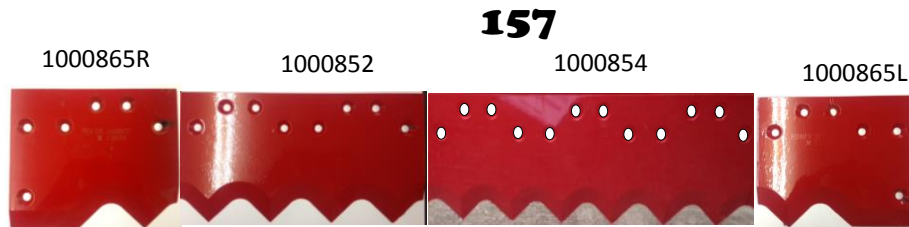

Contents

(1.0) 137, 157, 180 & 200- 85 SERIES (2 RAM)	5
(2.0) - 180 & 218 - 85 SERIES (3 RAM)	14
(3.0) – 180-100, 200 – 100, 240-100 SERIES (2 RAM)	22
(4.0) - 240 - 100 SERIES (3 RAM)	33
(5.0) - 180-130, 200-130 & 240-130.....	42
(6.0) - 300-130 (3 RAM) SERIES	54
(7.0) - 157, 180, 200-85 ALL ROUND.....	64
(8.0) - 200-100 & 240-100 ALL ROUND	73
(9.0) – 137-85, 157-85 & 180-85 PUSH OFF SYSTEM	82
(10.0) 180-85/3 & 218-85/3 PUSH OF SYSTEM	83
(11.0) - 180-100 & 200-100 PUSH OF SYSTEM	84
(12.0) - 240-100/3 PUSH OFF SYSTEM	85
(13.0) - 180-130 & 200-130 PUSH OF SYSTEM	86
(14.0) - HI LIFT.....	87

77 Redrock Road,
Collone, Armagh,
N. Ireland BT60 2BL

BLOCKCUTTERS

Tel – 0044 28 3755 2390
Fax – 0044 28 3755 2399
Web – www.redrockmachinery.com



CONTACT – 0044 (0) 2837 552390
EMAIL – parts@redrockmachinery.com

Hydraulic Cylinder Quick Reference

PART NO.	BLOCKCUTTERS
<p>HC100205P-01 100mm/50mm HYD RAM TYPE4</p>	<p>137-85 157-85 180-85 180-85/3 218-85/3 157-85 AR 180-85 AR 200-85 AR</p>
<p>HC10025P 4 1/2"/50mm HYDRAULIC RAM</p>	<p>180-130 200-130 240-130</p>
<p>HC10026P 4 1/2 x 50 HYD.C TYPE 3</p>	<p>200-85 200-85 AR</p>
<p>HC10027P 4 1/2" X 50 RAM TYPE 4</p>	<p>180-100 200-100 240-100 240-100/3 300-130/3 200-100 AR 240-100 AR</p>


77 Redrock Road,
Collone, Armagh,
N. Ireland BT60 2BL

Tel – 0044 28 3755 2390
Fax – 0044 28 3755 2399
Web – www.redrockmachinery.com



BLOCKCUTTERS

85 SERIES

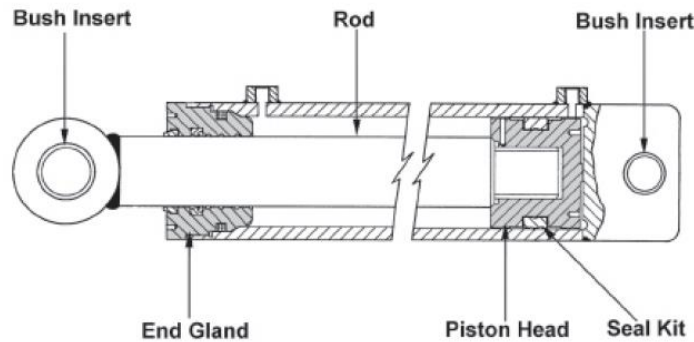
(1.0) 137, 157, 180 & 200- 85 SERIES (2 RAM)



1.1 HYDRAULIC CYLINDERS

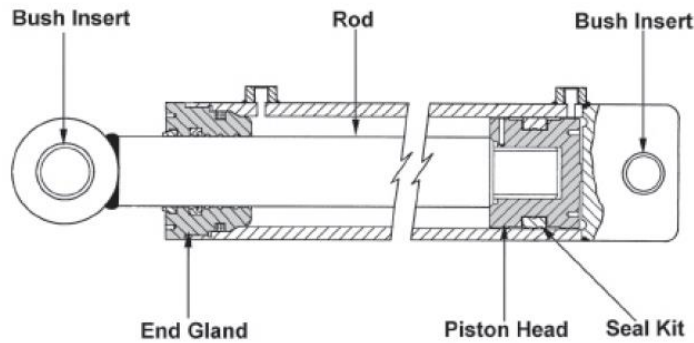
PART NO.	PHOTO	137-85	157-85	180-85	200-85
HC100205P-01 100mm/50mm HYD RAM TYPE4		2	2	2	-
HC10026P 4 1/2 x 50 HYD.C TYPE 3		-	-	-	2

1.2 HC100205P-01 - HYDRAULIC CYLINDER SPARE PARTS



PART NO.	137-85	157-85	180-85
HC81030-01 SEAL KIT	1	1	1
HC810135 BUSH	2	2	2
HC810365-01 ROD	1	1	1
HC81034-01 PISTON HEAD	1	1	1
HC810325 END GLAND	1	1	1
HC810375 END CAP	1	1	1

1.3 HC10026P - HYDRAULIC CYLINDER SPARE PARTS






PART NO.	200-85
HC81070 SEAL KIT	1
HC810135 BUSH	2
HC81077 ROD	1
HC81074 PISTON HEAD	1
HC81072 END GLAND	1
HC810375 END CAP	-










1.4 – 85 SERIES HYDRAULIC KITS

PART NO.	PHOTO	137-85	157-85	180-85	200-85
HY04600 M22/M26.22 240 TWIN TEE		1	1	1	1
HY05540 M22 24o MALE/MALE ADPT.		4	4	4	4
HY10110 M22 DOWTY SEAL		4	4	4	4
HY05680 M26-M22 24o MALE ADPT		2	2	2	2
HY10115 M26 DOWTY WASHER		2	2	2	2
HOSE KIT PART NUMBERS		102092	101092	114092	110092

1.5 – 85 SERIES TINE KITS

PART NO.	PHOTO	137-85	157-85	180-85	200-85
100018 LARGE TINE BUSH CONUS 2		9	11	12	13
1000825 820mm TINE 50mm ROUND	 ROUND PROFILE	2	2	2	2
100082 820mm HEAVY TINE	 SQUARE PROFILE	7	9	10	11

1.6 – 85 SERIES BLADES (2 RAM)

PART NO.	PHOTO	137-85	157-85	180-85	200-85
100083L SILAGE KNIFE LEFT HAND		1	1	1	1
100083R SILAGE KNIFE RIGHT HAND		1	1	1	1
1000865L 264mm NEW LEFT END BLADE		1	1	1	1
1000865R 264mm NEW RIGHT END BLADE		1	1	1	1
1000852 420mm NEW FRONT BLADE		2	1	-	2
1000854 630mm NEW FRONT BLADE		-	1	2	1
100055 90mm STENGTH RIB BLADE		3	3	4	5
100088L LH BOLT ON STOP POINT		1	1	1	1
100088R RH BOLT ON STOPPER POINT		1	1	1	1

1.7 – 85 SERIES BLADE BOLT KITS

PART NO.	PHOTO	137-85	157-85	180-85	200-85
FA112211 M12 X 25 C/SUNK SCREW (FRONT & STOPPER POINT)		38	42	46	54
FA11206 M12 X 20 BUTTON/H SCREW (STOPPER POINT INSIDE)		2	2	2	2
FA11216 M12 X 30 C/SUNK SCREW (STOPPER POINT)		2	2	2	2




1.8 – 85 SERIES – SIDE PLATE SUPPORT

PART NO.	PHOTO	137-85	157-85	180-85	200-85
FA12025 M20 X 80 BOLT		2	2	2	2
FA00150P 3/4 WASHER PLATED		2	2	2	2
106684-00 NYLON WASHER 62mm OD		2	2	2	2
106674-00 NYLON SUPPORT DISC		2	2	2	2
FA02060P M20 LOCK NUT		2	2	2	2


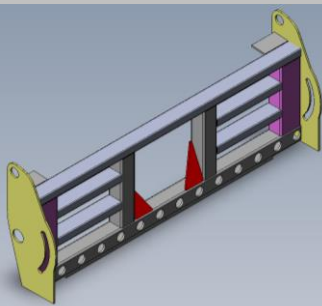

1.9 – 85 SERIES - MAIN HINGE PIN KIT

PART NO.	PHOTO	137-85	157-85	180-85	200-85
1200230 THREADED MAIN HINGE PIN		2	2	2	2
1090905 EG 55/45 X 50 STEEL BUSH		4	4	4	4
FA02090 M36 NYLOC NUT		2	2	2	2
FA00230 1 1/2" WASHER PLATED (38.10)		2	2	2	2
FA11240 M12 X 80 BOLT		2	2	2	2
FA02040P M12 LOCK NUT		2	2	2	2
FA18110 M6 GREASE NIPPLE		2	2	2	2

1.10 – 85 SERIES - RAM PIN KIT

PART NO.	PHOTO	137-85	157-85	180-85	200-85
1210672-00 RAM PIN 240 X 35		4	4	4	4
FA10875P M8 X 70 PLATED BOLT		4	4	4	4
FA02020P M8 LOCK NUT		4	4	4	4

1.11 - 85 SERIES ASSEMBLIES







PART NO.	DESCR.	137-85	157-85	180-85	200-85
	<p>BLADED FRONT C/W BLADES AND STOPPERS. PAINTED</p> <p>JUNE 2013 ONWARDS</p>	S19000-02	S19010-02	S19020-02	S19050-02
	<p>BACK TINED C/W TINES PAINTED</p> <p>JUNE 2013 ONWARDS</p>	S19002-02	S19012-02	S19022-02	S19052-02
	<p>BOTTOM BEAM WELDED C/W TINE BUSHES AND SKID PLATE PAINTED WITH PRIMER</p> <p>JUNE 2013 ONWARDS</p>	S19005-02	S19015-02	S19025-02	S19055-02

BLOCKCUTTERS

85 SERIES

Tel – 0044 28 3755 2390
Fax – 0044 28 3755 2399
Web – www.redrockmachinery.com

1.12 - 85 SERIES STICKERS

PART NO.	PHOTO	137-85	157-85	180-85	200-85
800041-01		1	1	1	1
8000011		1	-	-	-
8000012		-	1	-	-
8000016		-	-	1	-
8000017		-	-	-	1
8000311-00		2	2	2	2
800029		1	1	1	1
8000295		1	1	1	1
800003		1	1	1	1
800021		6	6	6	6

77 Redrock Road,
Collone, Armagh,
N. Ireland BT60 2BL

Tel – 0044 28 3755 2390
Fax – 0044 28 3755 2399
Web – www.redrockmachinery.com

BLOCKCUTTERS

85 SERIES

(2.0) - 180 & 218 - 85 SERIES (3 RAM)




SIDE PLATE SUPPORT KIT
PAGE - 18

85 SERIES BLADES
PAGE - 17

HYDRAULICS
PAGE - 16

TINE & BUSH KIT
PAGE - 16

RAM PIN KIT
PAGE - 20



HYDRAULIC CYLINDERS
PAGE - 15

85cm

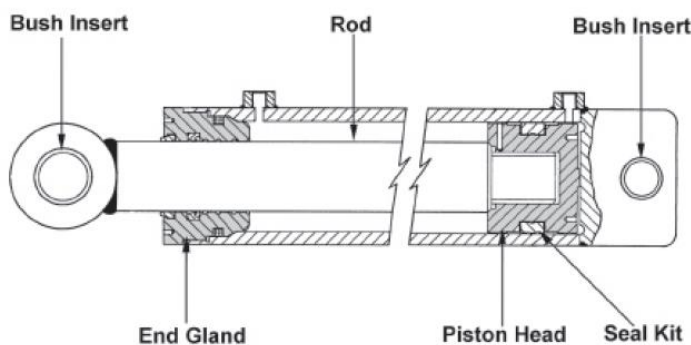


MAIN HINGE PIN KIT
PAGE - 19

2.1 HYDRAULIC CYLINDERS







PART NO.	PHOTO	180-85/3	218-85/3
HC100205P-01 100mm/50mm HYD RAM TYPE4		3	3

2.2 HC100205P-01 - HYDRAULIC CYLINDER SPARE PARTS






PART NO.	180-85/3	218-85/3
HC81030-01 SEAL KIT	1	1
HC810135 BUSH	2	2
HC810365-01 ROD	1	1
HC81034-01 PISTON HEAD	1	1
HC810325 END GLAND	1	1
HC810375 END CAP	1	1











2.3 – 85 SERIES HYDRAULIC KITS

PART NO.	PHOTO	180-85/3	218-85/3
HY04600 M22/M26.22 240 TWIN TEE		2	2
HY05540 M22 24o MALE/MALE ADPT.		8	8
HY10110 M22 DOWTY SEAL		8	8
HY05680 M26-M22 24o MALE ADPT		4	4
HY10115 M26 DOWTY WASHER		4	4
HOSE KIT PART NUMBERS		100092	113092

2.4 – 85 SERIES TINE KITS

PART NO.	PHOTO	180-85	218-85
100018 LARGE TINE BUSH CONUS 2		12	14
1000825 820mm TINE 50mm ROUND	 ROUND PROFILE	4	4
100082 820mm HEAVY TINE	 SQUARE PROFILE	8	10

2.5 – 85 SERIES BLADES (3 RAM)

PART NO.	PHOTO	180-85/3	218-85/3
100083L SILAGE KNIFE LEFT HAND		1	1
100083R SILAGE KNIFE RIGHT HAND		1	1
1000865L 264mm NEW LEFT END BLADE		1	1
1000865R 264mm NEW RIGHT END BLADE		1	1
1000852 420mm NEW FRONT BLADE		-	1
1000854 630mm NEW FRONT BLADE		2	2
100055 90mm STENGTH RIB BLADE		2	2
100084 832mm LONG SIDE BLADE (WELD ON BLADE)		1	1
100088L LH BOLT ON STOP POINT		1	1
100088R RH BOLT ON STOPPER POINT		1	1

2.6 – 85 SERIES BLADE BOLT KITS

PART NO.	PHOTO	180-85/3	218-85/3
FA112211 M12 X 25 C/SUNK SCREW (FRONT & STOPPER POINT)		46	56
FA11206 M12 X 20 BUTTON/H SCREW (STOPPER POINT INSIDE)		2	2
FA11216 M12 X 30 C/SUNK SCREW (STOPPER POINT)		2	2

2.7 – 85 SERIES – SIDE PLATE SUPPORT

PART NO.	PHOTO	180-85/3	218-85/3
FA12025 M20 X 80 BOLT		2	2
FA00150P 3/4 WASHER PLATED		2	2
106684-00 NYLON WASHER 62mm OD		2	2
106674-00 NYLON SUPPORT DISC		2	2
FA02060P M20 LOCK NUT		2	2

77 Redrock Road,
Collone, Armagh,
N. Ireland BT60 2BL

BLOCKCUTTERS



85 SERIES

Tel – 0044 28 3755 2390

Fax – 0044 28 3755 2399

Web – www.redrockmachinery.com

2.8 – 85 SERIES - MAIN HINGE PIN KIT

PART NO.	PHOTO	180-85/3	218-85/3
1200230 THREADED MAIN HINGE PIN		2	2
1230240 346mm MID HINDE PIN		1	1
1090905 EG 55/45 X 50 STEEL BUSH		6	6
FA02090 M36 NYLOC NUT		2	2
FA00230 1 1/2" WASHER PLATED (38.10)		2	2
FA11240 M12 X 80 BOLT		3	3
FA02040P M12 LOCK NUT		3	3
FA18110 M6 GREASE NIPPLE		3	3

BLOCKCUTTERS

2.9 – 85 SERIES - RAM PIN KIT

PART NO.	PHOTO	180-85/3	218-85/3
1210672-00 RAM PIN 240 X 35		6	6
FA10875P M8 X 70 PLATED BOLT		6	6
FA02020P M8 LOCK NUT		6	6

2.10 – 85 SERIES 3 RAM ASSEMBLIES

PART NO.	DESCR.	180-85/3	218-85/3
	BLADED FRONT C/W BLADES AND STOPPERS. PAINTED JUNE 2013 ONWARDS	S19030-02	S19040-02
	BACK TINED C/W TINES PAINTED JUNE 2013 ONWARDS	S19032-02	S19042-02
	BOTTOM BEAM WELDED C/W TINE BUSHES AND SKID PLATE PAINTED WITH PRIMER JUNE 2013 ONWARDS	S19035-02	S19045-02

77 Redrock Road,
Collone, Armagh,
N. Ireland BT60 2BL

BLOCKCUTTERS

85 SERIES

Tel – 0044 28 3755 2390

Fax – 0044 28 3755 2399

Web – www.redrockmachinery.com

2.11 - 85 SERIES STICKERS

PART NO.	PHOTO	180-85/3	218-85/3
800041-01		1	1
8000016		1	-
8000013		-	1
8000311-00		2	2
800029		1	1
8000295		1	1
800003		1	1
800021		9	9

77 Redrock Road,
Collone, Armagh,
N. Ireland BT60 2BL


Tel – 0044 28 3755 2390
Fax – 0044 28 3755 2399
Web – www.redrockmachinery.com

BLOCKCUTTERS

100 SERIES

(3.0) – 180-100, 200 – 100, 240-100 SERIES (2 RAM)

100 SERIES BLADES
PAGE - 27



HYDRAULIC CYLINDERS
PAGE - 23




RAM PIN KIT
PAGE - 29

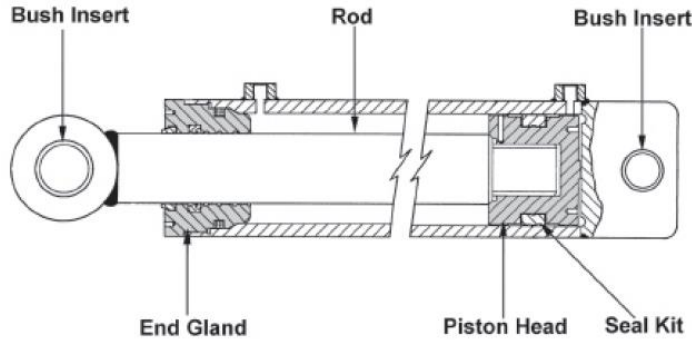
HYDRAULICS
PAGE - 24



3.1 HYDRAULIC CYLINDERS

PART NO.	PHOTO	180-100	200-100	240-100
HC10027P 4 1/2" X 50 RAM TYPE 4		2	2	2

3.2 HC10027P- HYDRAULIC CYLINDER SPARE PARTS



PART NO.	180-100	200-100	240-100
HC81070 SEAL KIT	1	1	1
HC810136 BUSH	2	2	2
HC81079 ROD	1	1	1
HC81074 PISTON HEAD	1	1	1
HC81072 END GLAND	1	1	1
HC81072 END CAP	1	1	1

77 Redrock Road,
Collone, Armagh,
N. Ireland BT60 2BL

BLOCKCUTTERS

Tel – 0044 28 3755 2390
Fax – 0044 28 3755 2399
Web – www.redrockmachinery.com

100 SERIES

3.3 – 180 & 200 -100 SERIES HYDRAULIC KITS

PART NO.	PHOTO	180-100	200-100
HY04600 M22/M26.22 240 TWIN TEE		1	1
HY05540 M22 24o MALE/MALE ADPT.		4	4
HY10110 M22 DOWTY SEAL		4	4
HY05680 M26-M22 24o MALE ADPT		2	2
HY10115 M26 DOWTY WASHER		2	2
HOSE KIT PART NUMBERS		110092	110092

3.3 -100 SERIES HYDRAULIC KITS

PART NO.	PHOTO	240-100
HY04605-00 TEE		1
HY05690 M26 TO M26 MALE TO MALE STUD COUPLINGS		4
HY10110 M22 DOWTY SEAL		4
HY05661 3/4" TO M22 MALE TO MALE STUD COUPLINGS		2
HY05660 1/2" TO M22 MALE TO MALE STUD COUPLINGS		2
HY10115 M26 DOWTY WASHER		4
HY04606 PRESSURE RELIEF VALVE		1
HY04608 FLOW DIVIDER		1
HOSE KIT PART NUMBERS		




77 Redrock Road,
Collone, Armagh,
N. Ireland BT60 2BL

BLOCKCUTTERS










100 SERIES

Tel – 0044 28 3755 2390
Fax – 0044 28 3755 2399
Web – www.redrockmachinery.com

3.4 – 100 SERIES TINE KITS

PART NO.	PHOTO	180-100	200-100	240-100
100018 LARGE TINE BUSH CONUS 2		12	14	16
1000827 890mm CONUS 2 ROUND TINE		2	2	2
1000826 890mm CON 2 STR.TINE SQ		10	12	14

3.5 – 100 SERIES BLADES (2 RAM)



PART NO.	PHOTO	180-100	200-100	240-100
1000836L SILAGE KNIFE LEFT HAND		1	1	1
1000837L TELE SHORT SIDE BLADE LH		1	1	1
1000836R SILAGE KNIFE RIGHT HAND		1	1	1
1000837R TELE SHORT SIDE BLADE RH		1	1	1
1000865L 264mm NEW LEFT END BLADE		1	1	1
1000865R 264mm NEW RIGHT END BLADE		1	1	1
1000852 420mm NEW FRONT BLADE		-	2	-
1000854 630mm NEW FRONT BLADE		2	1	3
100055 90mm STENGTH RIB BLADE		3	3	3

77 Redrock Road,
Collone, Armagh,
N. Ireland BT60 2BL

BLOCKCUTTERS

Tel – 0044 28 3755 2390
Fax – 0044 28 3755 2399
Web – www.redrockmachinery.com

100 SERIES

PART NO.	PHOTO	180-100	200-100	240-100
100088L LH BOLT ON STOP POINT		1	1	1
100088R RH BOLT ON STOPPER POINT		1	1	1

3.6 – 100 SERIES BLADE BOLT KITS

PART NO.	PHOTO	180-100	200-100	240-100
FA112211 M12 X 25 C/SUNK SCREW (FRONT & STOPPER POINT)		50	54	72
FA11206 M12 X 20 BUTTON/H SCREW (STOPPER POINT INSIDE)		2	2	2
FA11216 M12 X 30 C/SUNK SCREW (STOPPER POINT)		2	2	2

3.7 – 100 SERIES – SIDE PLATE SUPPORT



PART NO.	PHOTO	180-100	200-100	240-100
FA11221 M12 X 40 C/SUNK SCREW		2	2	2
134072-00 WEAR DISC - NYLON		2	2	2
FA02060P M20 LOCK NUT		2	2	2

3.8 – 100 SERIES - RAM PIN KIT

PART NO.	PHOTO	180-100	200-100	240-100
1090674-00 250 X 38.1 RAM PIN		2	2	2
1090675-00 274 X 38.1 BACK PAM PIN		2	2	2
FA10875P M8 X 70 PLATED BOLT		4	4	2
FA02020P M8 LOCK NUT		4	4	2

77 Redrock Road,
Collone, Armagh,
N. Ireland BT60 2BL

BLOCKCUTTERS


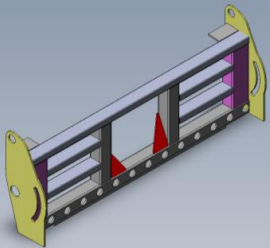

100 SERIES

Tel – 0044 28 3755 2390
Fax – 0044 28 3755 2399
Web – www.redrockmachinery.com

3.9 – 100 SERIES - MAIN HINGE PIN KIT

PART NO.	PHOTO	180-100	200-100	240-100
134230-00 MAIN HINGE PIN		2	2	2
1090905 EG 55/45 X 50 STEEL BUSH		4	4	4
FA11240 M12 X 80 BOLT		2	2	2
FA02040P M12 LOCK NUT		2	2	2
FA18110 M6 GREASE NIPPLE		2	2	2

3.10 - 100 SERIES ASSEMBLIES

PART NO.	DESCR.	180-100	200-100	240-100
	<p>BLADED FRONT C/W BLADES AND STOPPERS. PAINTED</p> <p>JUNE 2013 ONWARDS</p>	S19120-02	S19130-02	S19138-02
	<p>BACK TINED C/W TINES PAINTED</p> <p>JUNE 2013 ONWARDS</p>	S19122-02	S19132-02	S19139-02
	<p>BOTTOM BEAM WELDED C/W TINE BUSHES AND SKID PLATE PAINTED WITH PRIMER</p> <p>JUNE 2013 ONWARDS</p>	S19125-02	S19135-02	S19141-02

3.11 - 100 SERIES STICKERS

PART NO.	PHOTO	180-100	200-100	240-100
800041-01		1	1	1
8000016		1	-	-
8000017		-	1	-
8000018		-	-	1
8000313-00		2	2	2
800029		1	1	1
8000295		1	1	1
800003		1	1	1
800021		6	6	6

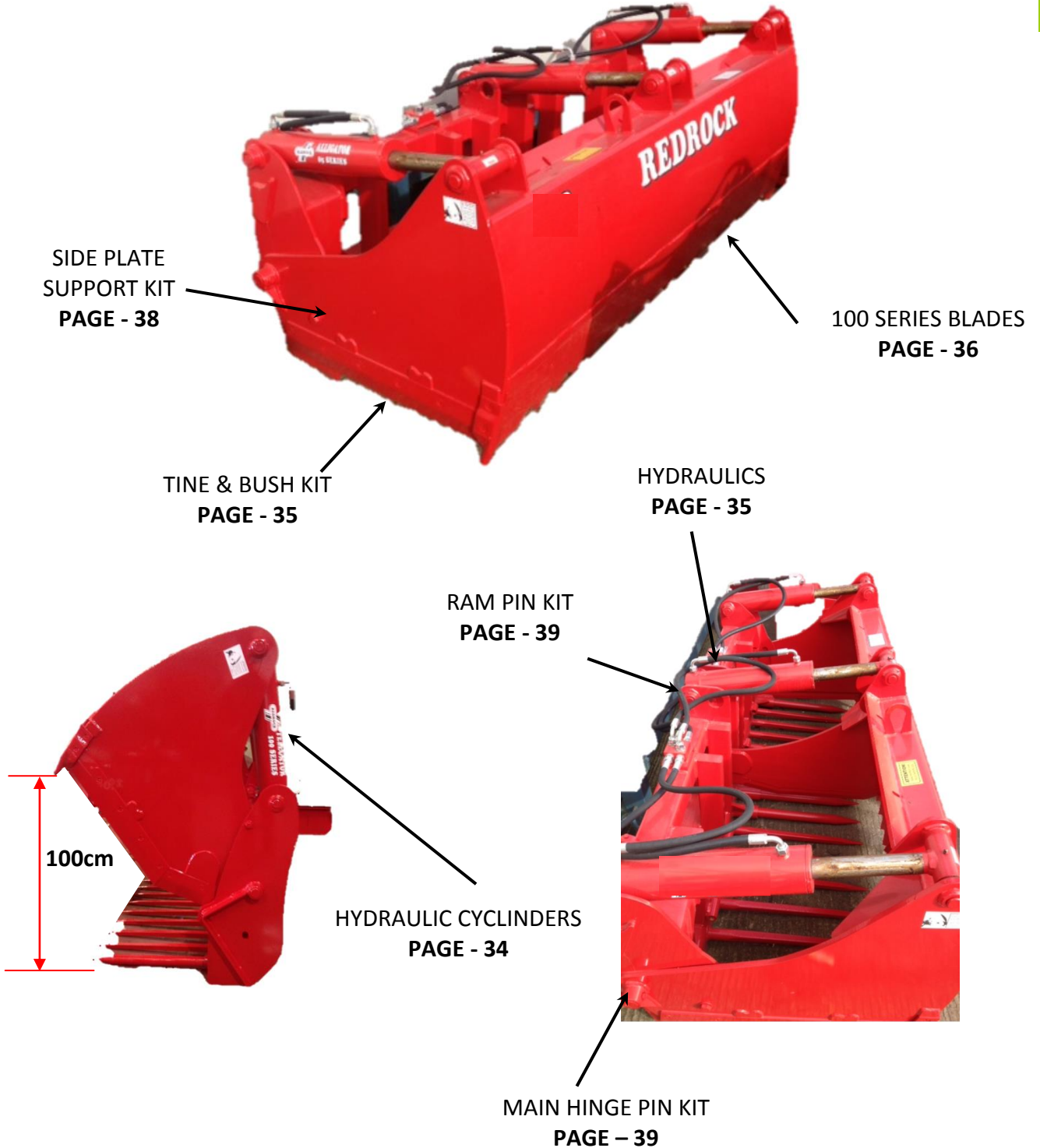
77 Redrock Road,
Collone, Armagh,
N. Ireland BT60 2BL

Tel – 0044 28 3755 2390
Fax – 0044 28 3755 2399
Web – www.redrockmachinery.com

BLOCKCUTTERS

100 SERIES

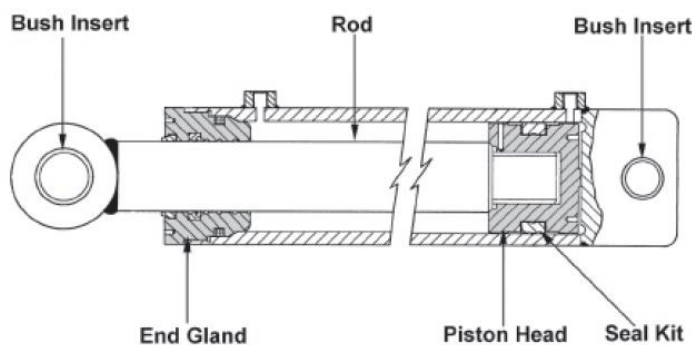
(4.0) - 240 - 100 SERIES (3 RAM)



4.1 HYDRAULIC CYLINDERS

PART NO.	PHOTO	240-100/3
HC10027P 4 1/2" X 50 RAM TYPE 4		3

4.2 HC10027P- HYDRAULIC CYLINDER SPARE PARTS






PART NO.	240-100
HC81070 SEAL KIT	1
HC810136 BUSH	2
HC81079 ROD	1
HC81074 PISTON HEAD	1
HC81072 END GLAND	1
HC810375 END CAP	1

4.3 – 100 SERIES HYDRAULIC KITS

PART NO.	PHOTO	240-100/3
HY04600 M22/M26.22 24O TWIN TEE		2
HY05540 M22 24o MALE/MALE ADPT.		8
HY10110 M22 DOWTY SEAL		8
HY05680 M26-M22 24o MALE ADPT		4
HY10115 M26 DOWTY WASHER		4
HOSE KIT PART NUMBERS		135092-01

4.4 – 100 SERIES TINE KITS

PART NO.	PHOTO	240-100/3
100018 LARGE TINE BUSH CONUS 2		16
1000827 890mm CONUS 2 ROUND TINE	 ROUND PROFILE	4
1000826 890mm CON 2 STR.TINE SQ	 SQUARE PROFILE	12











77 Redrock Road,
Collone, Armagh,
N. Ireland BT60 2BL

BLOCKCUTTERS

Tel – 0044 28 3755 2390
Fax – 0044 28 3755 2399
Web – www.redrockmachinery.com

100 SERIES

4.5 – 100 SERIES BLADES (3 RAM)



PART NO.	PHOTO	240-100/3
1000836L TELE LONG SIDE BLADE LEFT		2
1000837L TELE SHORT SIDE BLADE LH		2
1000836R TELE LONG SIDE BLADE RIGHT		1
1000837R TELE SHORT SIDE BLADE RH		1
1000865L 264mm NEW LEFT END BLADE		1
1000865R 264mm NEW RIGHT END BLADE		1
1000852 420mm NEW FRONT BLADE		-
1000854 630mm NEW FRONT BLADE		3
100055 90mm STENGTH RIB BLADE		4
100084 832mm LONG SIDE BLADE (WELD ON BLADE)		1

77 Redrock Road,
Collone, Armagh,
N. Ireland BT60 2BL

BLOCKCUTTERS

100 SERIES


Tel – 0044 28 3755 2390
Fax – 0044 28 3755 2399
Web – www.redrockmachinery.com

PART NO.	PHOTO	240-100/3
100088L LH BOLT ON STOP POINT		1
100088R RH BOLT ON STOPPER POINT		1

4.6 – 100 SERIES BLADE BOLT KITS

PART NO.	PHOTO	240-100/3
FA112211 M12 X 25 C/SUNK SCREW (FRONT & STOPPER POINT)		68
FA11206 M12 X 20 BUTTON/H SCREW (STOPPER POINT INSIDE)		2
FA11216 M12 X 30 C/SUNK SCREW (STOPPER POINT)		2

BLOCKCUTTERS



100 SERIES

4.7 – 100 SERIES – SIDE PLATE SUPPORT

PART NO.	PHOTO	240-100/3
FA11221 M12 X 40 C/SUNK SCREW		2
134072-00 WEAR DISC - NYLON		2
FA02060P M20 LOCK NUT		2

4.8 – 100 SERIES - RAM PIN KIT

PART NO.	PHOTO	240-100/3
1090674-00 250 X 38.1 RAM PIN		3
1090675-00 274 X 38.1 BACK PAM PIN		3
FA10875P M8 X 70 PLATED BOLT		6
FA02020P M8 LOCK NUT		6

77 Redrock Road,
Collone, Armagh,
N. Ireland BT60 2BL

Tel – 0044 28 3755 2390
Fax – 0044 28 3755 2399
Web – www.redrockmachinery.com

BLOCKCUTTERS

100 SERIES

4.9 – 100 SERIES - MAIN HINGE PIN KIT

PART NO.	PHOTO	240-100/3
1200230 THREADED MAIN HINGE PIN		2
135019-00 240-100/3 CENTR HINGE B		1
1090905 EG 55/45 X 50 STEEL BUSH		6
FA11240 M12 X 80 BOLT		3
FA02040P M12 LOCK NUT		3
FA18110 M6 GREASE NIPPLE		3

77 Redrock Road,
Collone, Armagh,
N. Ireland BT60 2BL

Tel – 0044 28 3755 2390
Fax – 0044 28 3755 2399
Web – www.redrockmachinery.com

BLOCKCUTTERS

100 SERIES

4.10 – 100 SERIES ASSEMBLIES

PART NO.	DESCR.	240-100/3
	<p>BLADED FRONT C/W BLADES AND STOPPERS. PAINTED</p> <p>JUNE 2013 ONWARDS</p>	<p>S19140-02</p>
	<p>BACK TINED C/W TINES PAINTED</p> <p>JUNE 2013 ONWARDS</p>	<p>S19142-02</p>
	<p>BOTTOM BEAM WELDED C/W TINE BUSHES AND SKID PLATE PAINTED WITH PRIMER</p> <p>JUNE 2013 ONWARDS</p>	<p>S19145-02</p>








77 Redrock Road,
Collone, Armagh,
N. Ireland BT60 2BL

BLOCKCUTTERS

100 SERIES

Tel – 0044 28 3755 2390
Fax – 0044 28 3755 2399
Web – www.redrockmachinery.com

4.11 – 100 SERIES - STICKERS

PART NO.	PHOTO	240-100/3
800041-01		1
8000018		1
8000313-00		2
800029		1
8000295		1
800003		1
800021		6

77 Redrock Road,
Collone, Armagh,
N. Ireland BT60 2BL


Tel – 0044 28 3755 2390
Fax – 0044 28 3755 2399
Web – www.redrockmachinery.com

BLOCKCUTTERS

130 SERIES

(5.0) - 180-130, 200-130 & 240-130

100 SERIES BLADES
PAGE - 47



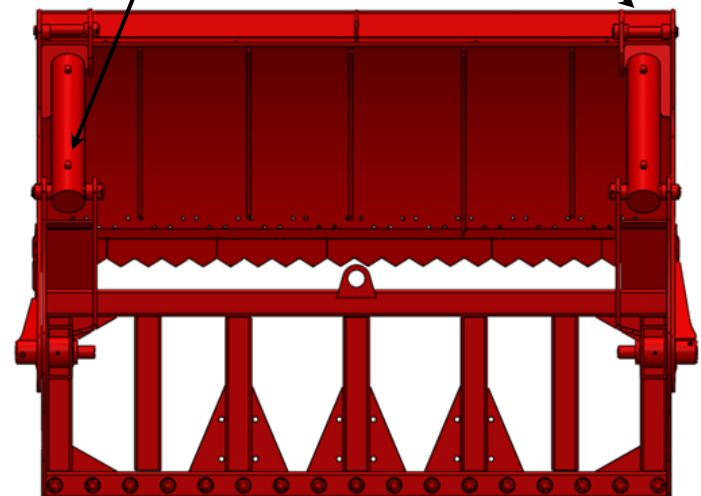
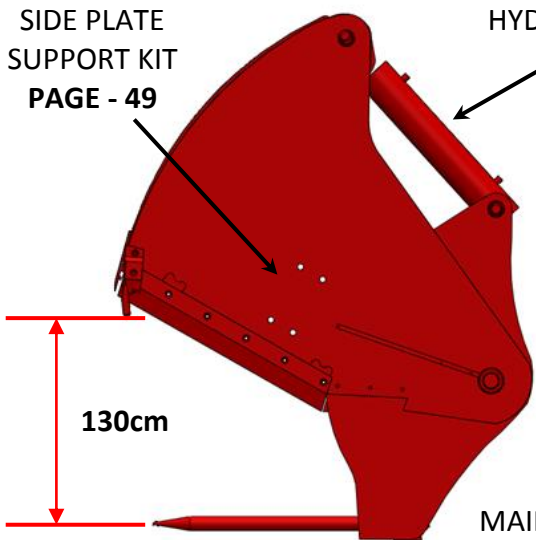
TINE & BUSH KIT
PAGE - 46

HYDRAULICS
PAGE - 44

RAM PIN KIT
PAGE - 50

SIDE PLATE
SUPPORT KIT
PAGE - 49

HYDRAULIC CYLINDERS
PAGE - 43

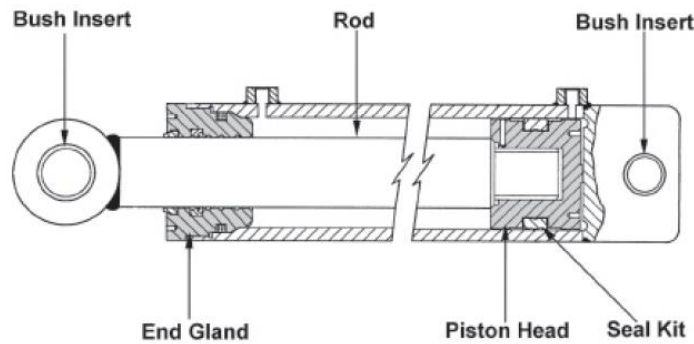


MAIN HINGE PIN
KIT
PAGE - 51

5.1 HYDRAULIC CYLINDERS

PART NO.	PHOTO	180-130	200-130	240-130
HC10025P 4 1/2"/50mm HYDRAULIC RAM		2	2	2

5.2 - HC10025P - HYDRAULIC CYLINDER SPARE PARTS



PART NO.	180-130	200-130	240-130
HC81070 SEAL KIT	1	1	1
HC810136 BUSH	2	2	2
HC81076 ROD	1	1	1
HC81074 PISTON HEAD	1	1	1
HC810322 END GLAND	1	1	1







77 Redrock Road,
Collone, Armagh,
N. Ireland BT60 2BL

BLOCKCUTTERS

130 SERIES

Tel – 0044 28 3755 2390
Fax – 0044 28 3755 2399
Web – www.redrockmachinery.com

5.3 – 130 SERIES HYDRAULIC KITS

PART NO.	PHOTO	180-130	200-130
HY04600 M22/M26.22 24O TWIN TEE		1	1
HY05540 M22 24o MALE/MALE ADPT.		4	4
HY10110 M22 DOWTY SEAL		4	4
HY05680 M26-M22 24o MALE ADPT		2	2
HY10115 M26 DOWTY WASHER		2	2
HOSE KIT PART NUMBERS		109092	109092

5.3 – 130 SERIES HYDRAULIC KITS

PART NO.	PHOTO	240-130
HY04605-00 TEE		1
HY05690 M26 TO M26 MALE TO MALE STUD COUPLINGS		4
HY10110 M22 DOWTY SEAL		4
HY05661 3/4" TO M22 MALE TO MALE STUD COUPLINGS		2
HY05660 1/2" TO M22 MALE TO MALE STUD COUPLINGS		2
HY10115 M26 DOWTY WASHER		4
HY04606 PRESSURE RELIEF VALVE		1
HY04608 FLOW DIVIDER		1
HOSE KIT PART NUMBERS		135194-02




77 Redrock Road,
Collone, Armagh,
N. Ireland BT60 2BL

BLOCKCUTTERS

130 SERIES

Tel – 0044 28 3755 2390
Fax – 0044 28 3755 2399
Web – www.redrockmachinery.com

TINE KITS










PART NO.	PHOTO	180-130	200-130	240-130
100018 LARGE TINE BUSH CONUS 2		13	14	18
109081 NEW 50nn ROUND CONUS 2 TINE	 ROUND PROFILE	2	2	2
109082 820mm HEAVY TINE	 SQUARE PROFILE	11	12	16

77 Redrock Road,
Collone, Armagh,
N. Ireland BT60 2BL

BLOCKCUTTERS

Tel – 0044 28 3755 2390
Fax – 0044 28 3755 2399
Web – www.redrockmachinery.com

5.5 – 130 SERIES BLADES (2 RAM)

PART NO.	PHOTO	180-130	200-130	240-130
100083L TELE LONG SIDE BLADE LEFT		1	1	1
109083L BOLT ON BLADE LEFT HAND		1	1	1
100083R TELE LONG SIDE BLADE RIGHT		1	1	1
109083R BOLT ON BLADE RIGHT HAND		1	1	1
1000865L 264mm NEW LEFT END BLADE		1	1	1
1000865R 264mm NEW RIGHT END BLADE		1	1	1
1000852 420mm NEW FRONT BLADE		-	2	-
1000854 630mm NEW FRONT BLADE		2	1	3
100055 90mm STENGTH RIB BLADE		3	3	4



130 SERIES

77 Redrock Road,
Collone, Armagh,
N. Ireland BT60 2BL



BLOCKCUTTERS

Tel – 0044 28 3755 2390
Fax – 0044 28 3755 2399
Web – www.redrockmachinery.com

130 SERIES

PART NO.	PHOTO	180-130	200-130	240-130
100088L LH BOLT ON STOP POINT		1	1	1
100088R RH BOLT ON STOPPER POINT		1	1	1

5.6 – 130 SERIES BLADE BOLT KITS

PART NO.	PHOTO	137-85	157-85	180-85
FA112211 M12 X 25 C/SUNK SCREW (FRONT & STOPPER POINT)		52	56	64
FA11206 M12 X 20 BUTTON/H SCREW (STOPPER POINT)		2	2	2
FA11216 M12 X 30 C/SUNK SCREW (STOPPER POINT)		2	2	2

77 Redrock Road,
Collone, Armagh,
N. Ireland BT60 2BL

BLOCKCUTTERS

130 SERIES

Tel – 0044 28 3755 2390
Fax – 0044 28 3755 2399
Web – www.redrockmachinery.com

5.7 – 130 SERIES – SIDE PLATE SUPPORT

PART NO.	PHOTO	180-130	200-130	240-130
		2	2	2
109091 NYLON WEAR PLATE		2	2	2
FA12065 M20 X 60 BUTTON HEAD		4	4	4
FA00150P WASHER		8	8	8
FA02060P M20 LOCK NUT		4	4	4
FA11216 M12 X 40 C/SUNK SCREW		6	6	6
FA02040P M12 LOCK NUT		6	6	6

77 Redrock Road,
Collone, Armagh,
N. Ireland BT60 2BL

BLOCKCUTTERS

130 SERIES

Tel – 0044 28 3755 2390
Fax – 0044 28 3755 2399
Web – www.redrockmachinery.com


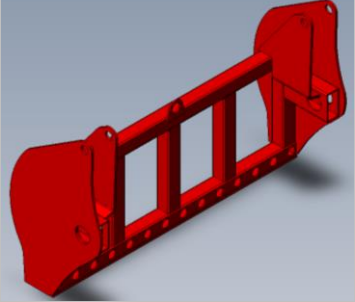
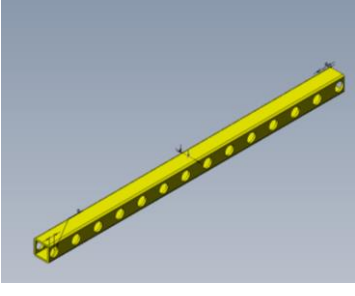
5.8 – 130 SERIES - RAM PIN KIT

PART NO.	PHOTO	180-130	200-130	240-130
1210672-00 RAM PIN 240 X 35		2	2	2
1090675-00 274 X 38.1 BACK PAM PIN		2	2	2
FA10875P M8 X 70 PLATED BOLT		4	4	4
FA02020P M8 LOCK NUT		4	4	4

5.9 - 130 SERIES - MAIN HINGE PIN KIT

PART NO.	PHOTO	180-130	200-130	240-130
1090231-00 130 SERIES MAIN HINGE PIN		2	2	2
1090904 EG 60/70 x 50 STEEL BUSH		4	4	4
FA02110 M48 NYLOC NUT		2	2	2
FA00227 2" WASHER (50mm)		2	2	2
FA11655 M16 X 110 BOLT		2	2	2
FA02050P M16 LOCK NUT		2	2	2
FA18110 M6 GREASE NIPPLE		2	2	2

5.10 - 130 SERIES ASSEMBLIES

PART NO.	DESCR.	180-130	200-130	240-130
	<p>BLADED FRONT C/W BLADES AND STOPPERS. PAINTED</p> <p>JUNE 2013 ONWARDS</p>	S19080-02	S19090-02	
	<p>BACK TINED C/W TINES PAINTED</p> <p>JUNE 2013 ONWARDS</p>	S19082-02	S19092-02	
	<p>BOTTOM BEAM WELDED C/W TINE BUSHES AND SKID PLATE PAINTED WITH PRIMER</p> <p>JUNE 2013 ONWARDS</p>	S19085-02	S19095-02	

5.11 – 130 SERIES - STICKERS

PART NO.	PHOTO	180-130	200-130	240-130
800041-01		1	1	1
8000016		1	-	-
8000017		-	1	-
8000018		-	-	1
8000311-00		2	2	2
800029		1	1	1
8000295		1	1	1
800003		1	1	1
800021		6	6	6

77 Redrock Road,
Collone, Armagh,
N. Ireland BT60 2BL

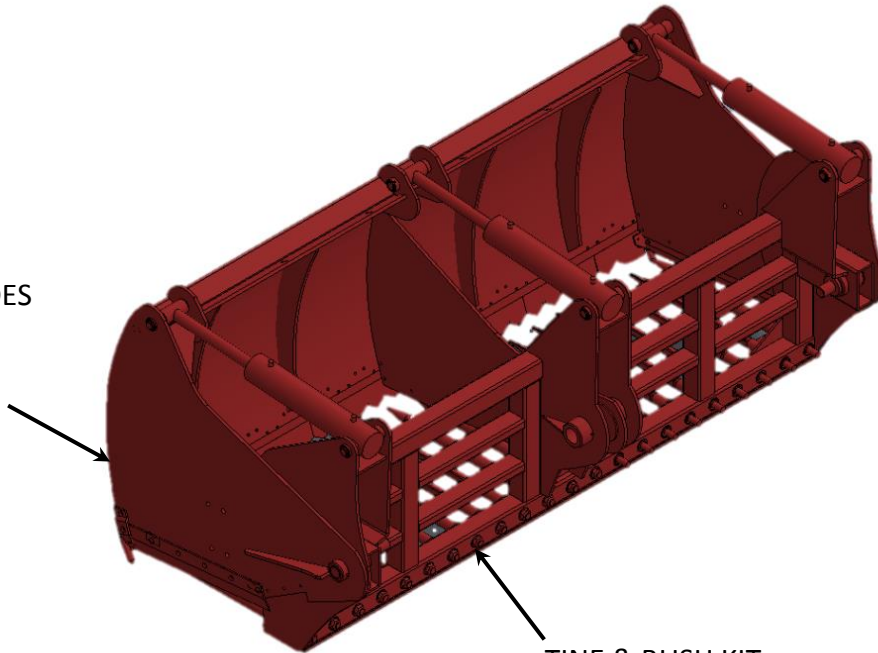
Tel – 0044 28 3755 2390
Fax – 0044 28 3755 2399
Web – www.redrockmachinery.com

BLOCKCUTTERS

(6.0) - 300-130 (3 RAM) SERIES

130 SERIES

100 SERIES BLADES
PAGE - 57

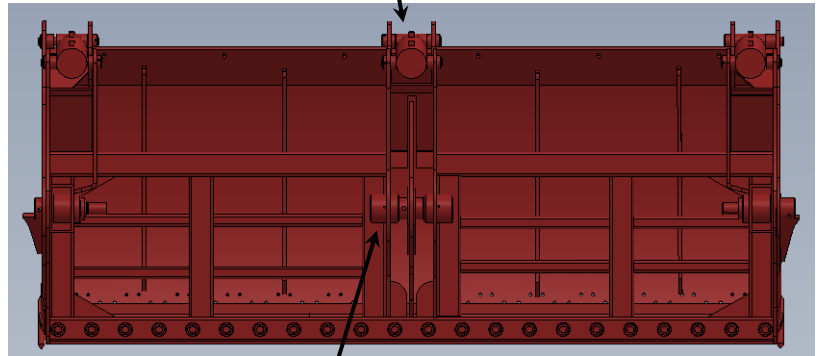
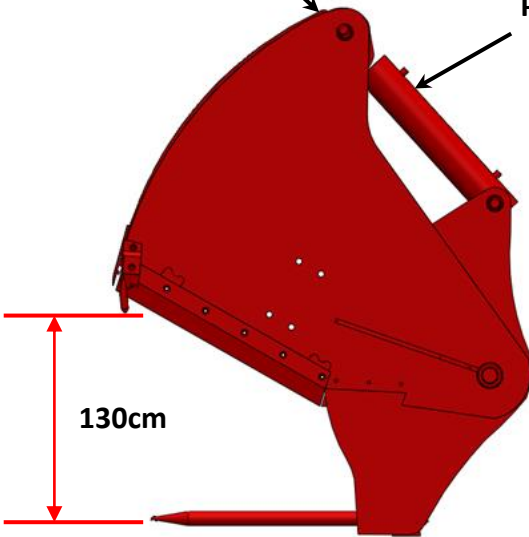


TINE & BUSH KIT
PAGE - 56

RAM PIN KIT
PAGE - 61

HYDRAULIC CYLINDERS
PAGE - 55

HYDRAULICS
PAGE - 56

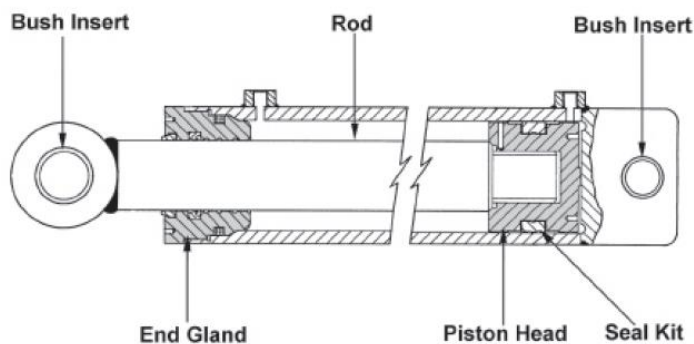


MAIN HINGE PIN
KIT
PAGE - 60

6.1 HYDRAULIC CYLINDERS

PART NO.	PHOTO	300-130/3
HC10025P 4 1/2"/50mm HYDRAULIC RAM		3

6.2 HC10025P - HYDRAULIC CYLINDER SPARE PARTS






PART NO.	300-130/3
HC81070 SEAL KIT	1
HC810136 BUSH	2
HC81076 ROD	1
HC81074 PISTON HEAD	1
HC81072 END GLAND	1

6.3 - 300-130/3 - SERIES HYDRAULIC

PART NO.	PHOTO	300-130/3
HY04600 M22/M26.22 240 TWIN TEE		2
HY05540 M22 24o MALE/MALE ADPT.		8
HY10110 M22 DOWTY SEAL		8
HY05680 M26-M22 24o MALE ADPT		4
HY10115 M26 DOWTY WASHER		4
HOSE KIT PART NUMBERS		118092-01

6.4 - 300-130/3 SERIES TINE KITS

PART NO.	PHOTO	300-130/3
100018 LARGE TINE BUSH CONUS 2		22
109081 NEW 50mm ROUND CONUS 2 TINE	 ROUND PROFILE	4
109082 820mm HEAVY TINE	 SQUARE PROFILE	18

6.5 – 130 SERIES BLADES (2 RAM)



PART NO.	PHOTO	300-130/3
100083L TELE LONG SIDE BLADE LEFT		1
109083L BOLT ON BLADE LEFT HAND		1
100083R TELE LONG SIDE BLADE RIGHT		1
109083R BOLT ON BLADE RIGHT HAND		1
1000865L 264mm NEW LEFT END BLADE		1
1000865R 264mm NEW RIGHT END BLADE		1
1000854 630mm NEW FRONT BLADE		4
100055 90mm STENGTH RIB BLADE		4
100084 832mm LONG SIDE BLADE (WELD ON BLADE)		2

77 Redrock Road,
Collone, Armagh,
N. Ireland BT60 2BL

BLOCKCUTTERS

130 SERIES

Tel – 0044 28 3755 2390
Fax – 0044 28 3755 2399
Web – www.redrockmachinery.com

PART NO.	PHOTO	300-130/3
100088L LH BOLT ON STOP POINT		1
100088R RH BOLT ON STOPPER POINT		1

6.8 – 85 SERIES BLADE BOLT KITS

PART NO.	PHOTO	300-130/3
FA112211 M12 X 25 C/SUNK SCREW (FRONT & STOPPER POINT)		56
FA11206 M12 X 20 BUTTON/H SCREW (STOPPER POINT)		2
FA11216 M12 X 30 C/SUNK SCREW (STOPPER POINT)		2

6.9 – 130 SERIES – SIDE PLATE SUPPORT

PART NO.	PHOTO	300-130/3
		2
<p>109091 NYLON WEAR PLATE</p>		2
<p>FA12065 M20 X 60 BUTTON HEAD</p>		4
<p>FA00150P WASHER</p>		8
<p>FA02060P M20 LOCK NUT</p>		4
<p>FA11216 M12 X 40 C/SUNK SCREW</p>		6
<p>FA02040P M12 LOCK NUT</p>		6

6.10 - 130 SERIES - MAIN HINGE PIN KIT

PART NO.	PHOTO	300-130/3
1090231-00 130 SERIES MAIN HINGE PIN		2
1090232-00 300/130/3 MID HINGE PIN		1
1090904 EG 60/70 x 50 STEEL BUSH		4
FA02110 M48 NYLOC NUT		2
FA00227 2" WASHER (50mm)		2
FA11655 M16 X 110 BOLT		2
FA02050P M16 LOCK NUT		2
FA18110 M6 GREASE NIPPLE		3

77 Redrock Road,
Collone, Armagh,
N. Ireland BT60 2BL

Tel – 0044 28 3755 2390
Fax – 0044 28 3755 2399
Web – www.redrockmachinery.com

BLOCKCUTTERS

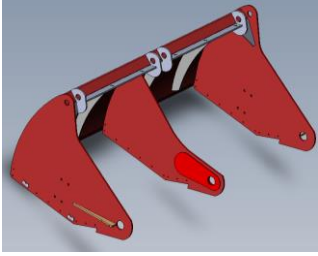
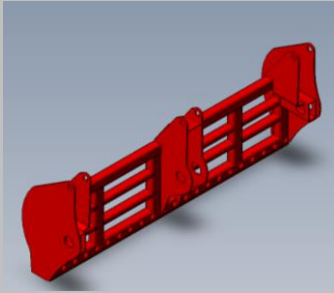
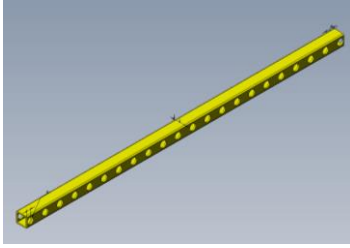
130 SERIES

6.11 – 130 SERIES - RAM PIN KIT

PART NO.	PHOTO	300- 130/3
1210672-00 RAM PIN 240 X 35		3
1090675-00 274 X 38.1 BACK PAM PIN		3
FA10875P M8 X 70 PLATED BOLT		6
FA02020P M8 LOCK NUT		6

BLOCKCUTTERS

6.12 – 130 SERIES ASSEMBLIES

PART NO.	DESCR.	300-130/3
	BLADED FRONT C/W BLADES AND STOPPERS. PAINTED JUNE 2013 ONWARDS	S19150-02
	BACK TINED C/W TINES PAINTED JUNE 2013 ONWARDS	S19152-02
	BOTTOM BEAM WELDED C/W TINE BUSHES AND SKID PLATE PAINTED WITH PRIMER JUNE 2013 ONWARDS	S19154-02








77 Redrock Road,
Collone, Armagh,
N. Ireland BT60 2BL

Tel – 0044 28 3755 2390
Fax – 0044 28 3755 2399
Web – www.redrockmachinery.com

BLOCKCUTTERS

130 SERIES

6.13 – 130 SERIES - STICKERS

PART NO.	PHOTO	300-130
800041-01		1
8000019		1
8000311-00		2
800029		1
8000295		1
800003		1
800021		9

77 Redrock Road,
Collone, Armagh,
N. Ireland BT60 2BL

Tel – 0044 28 3755 2390
Fax – 0044 28 3755 2399
Web – www.redrockmachinery.com

BLOCKCUTTERS

(7.0) - 157, 180, 200-85 ALL ROUND


85 SERIES ALL ROUND



85 SERIES BLADES
PAGE - 68

RAM PIVOT PINS
PAGE - 70

HYDRAULIC RAMS
PAGE - 65



85cm





HYDRAULIC KITS
PAGE - 67

MAIN PIVOT PINS
PAGE - 70

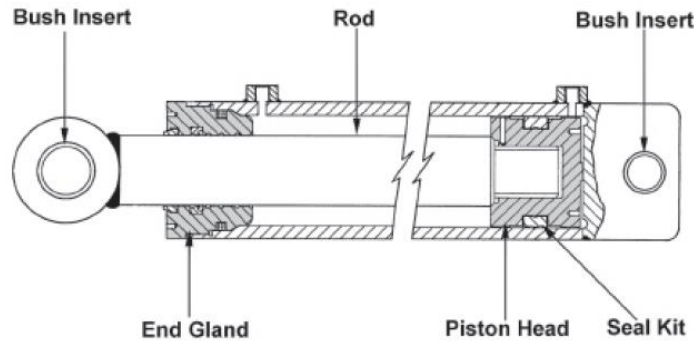
CONTACT – 0044 (0) 2837 552390
EMAIL – parts@redrockmachinery.com



7.1 HYDRAULIC CYLINDERS

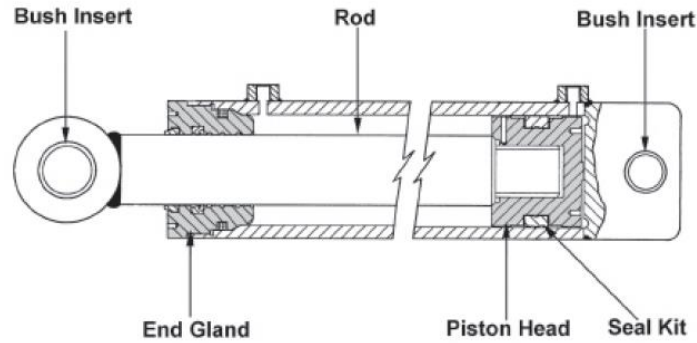
PART NO.	PHOTO	157-85 AR	180-85 AR	200-85 AR
HC100205P-01 100mm/50mm HYD RAM TYPE4		2	2	-
HC10026P 4 1/2 x 50 HYD.C TYPE 3		-	-	2

7.2 HC10025P - HYDRAULIC CYLINDER SPARE PARTS



PART NO.	157-85 AR	180-85 AR
HC81030-01 SEAL KIT	1	1
HC810135 BUSH	2	2
HC810365-01 ROD	1	1
HC81034-01 PISTON HEAD	1	1
HC810325 END GLAND	1	1
HC810375 END CAP	1	1

7.2 HC10026P - HYDRAULIC CYLINDER SPARE PARTS



PART NO.	200-85
HC81070 SEAL KIT	1
HC810135 BUSH	2
HC81077 ROD	1
HC81074 PISTON HEAD	1
HC81072 END GLAND	1
HC810375 END CAP	-







77 Redrock Road,
Collone, Armagh,
N. Ireland BT60 2BL

BLOCKCUTTERS

Tel – 0044 28 3755 2390
Fax – 0044 28 3755 2399
Web – www.redrockmachinery.com

85 SERIES ALL ROUND

7.3 – 85 SERIES HYDRAULIC KITS








PART NO.	PHOTO	157-85 AR	180-85 AR	200-85 AR
HY04600 M22/M26.22 24O TWIN TEE		1	1	1
HY05540 M22 24o MALE/MALE ADPT.		4	4	4
HY10110 M22 DOWTY SEAL		4	4	4
HY05680 M26-M22 24o MALE ADPT		2	2	2
HY10115 M26 DOWTY WASHER		2	2	2
HOSE KIT PART NUMBERS		114095	114092	114092

77 Redrock Road,
Collone, Armagh,
N. Ireland BT60 2BL

BLOCKCUTTERS

Tel – 0044 28 3755 2390
Fax – 0044 28 3755 2399
Web – www.redrockmachinery.com

7.4 – 85 SERIES BLADES (2 RAM)

PART NO.	PHOTO	157-85 AR	180-85 AR	200-85 AR
100083L TELE LONG SIDE BLADE LEFT		1	1	1
100083R TELE LONG SIDE BLADE RIGHT		1	1	1
1000865L 264mm NEW LEFT END BLADE		1	1	1
1000865R 264mm NEW RIGHT END BLADE		1	1	1
1000852 420mm NEW FRONT BLADE		1	-	2
1000854 630mm NEW FRONT BLADE		1	2	1
100055 90mm STENGTH RIB BLADE		3	3	3



85 SERIES ALL ROUND

77 Redrock Road,
Collone, Armagh,
N. Ireland BT60 2BL



BLOCKCUTTERS

Tel – 0044 28 3755 2390
Fax – 0044 28 3755 2399
Web – www.redrockmachinery.com

85 SERIES ALL ROUND

PART NO.	PHOTO	157-85 AR	180-85 AR	200-85 AR
100088L LH BOLT ON STOP POINT		1	1	1
100088R RH BOLT ON STOPPER POINT		1	1	1

7.5 – 85 SERIES BLADE BOLT KITS

PART NO.	PHOTO	157-85 AR	180-85 AR	200-85 AR
FA112211 M12 X 25 C/SUNK SCREW (FRONT & STOPPER POINT)		42	46	54
FA11206 M12 X 20 BUTTON/H SCREW (STOPPER POINT)		2	2	2
FA11216 M12 X 30 C/SUNK SCREW (STOPPER POINT)		2	2	2

7.6 – 85 SERIES - MAIN HINGE PIN KIT

PART NO.	PHOTO	137-85	157-85	180-85
1200230 THREADED MAIN HINGE PIN		2	2	2
1090905 EG 55/45 X 50 STEEL BUSH		4	4	4
FA02090 M36 NYLOC NUT		2	2	2
FA00230 1 1/2" WAHER PLATED (38.10)		2	2	2
FA11240 M12 X 80 BOLT		2	2	2
FA02040P M12 LOCK NUT		2	2	2
FA18110 M6 GREASE NIPPLE		2	2	2

7.7 – 85 SERIES - RAM PIN KIT

PART NO.	PHOTO	137-85	157-85	180-85
1210672-00 RAM PIN 240 X 35		4	4	4
FA10875P M8 X 70 PLATED BOLT		4	4	4
FA02020P M8 LOCK NUT		4	4	4

77 Redrock Road,
Collone, Armagh,
N. Ireland BT60 2BL

BLOCKCUTTERS







Tel – 0044 28 3755 2390
Fax – 0044 28 3755 2399
Web – www.redrockmachinery.com

7.8 – 85 SERIES - ASSEMBLIES

85 SERIES ALL ROUND

PART NO.	DESCR.	157-85 AR	180-85 AR	200-85 AR
	<p>BLADED FRONT C/W BLADES AND STOPPERS. PAINTED</p> <p>JUNE 2013 ONWARDS</p>	S19170-02	S19180-02	S19190-02
	<p>ALL ROUND BACK</p> <p>JUNE 2013 ONWARDS</p>	S19172-02	S19182-02	S19192-02

7.9 – 85 SERIES - STICKERS

PART NO.	PHOTO	157-85 AR	180-85 AR	200-85 AR
800041-01		1	1	1
8000015		1	-	-
8000016		-	1	-
8000017		-	-	1
8000315-00		2	2	2
800029		1	1	1
8000295		1	1	1
800003		1	1	1
800021		6	6	6

77 Redrock Road,
Collone, Armagh,
N. Ireland BT60 2BL

Tel – 0044 28 3755 2390
Fax – 0044 28 3755 2399
Web – www.redrockmachinery.com

BLOCKCUTTERS

(8.0) - 200-100 & 240-100 ALL ROUND


100 SERIES ALL ROUND



100 SERIES BLADES
PAGE - 77

RAM PIVOT PINS
PAGE - 79

HYDRAULIC RAMS
PAGE - 74



100cm



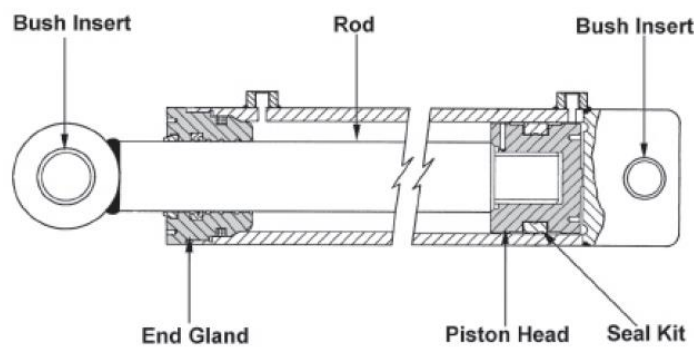
HYDRAULIC KITS
PAGE - 75

MAIN PIVOT PINS
PAGE - 79

8.1 HYDRAULIC CYLINDERS

PART NO.	PHOTO	200-100 AR	240-100 AR
HC10027P 4 1/2" X 50 RAM TYPE 4		2	2

8.2 HC10027P- HYDRAULIC CYLINDER SPARE PARTS



PART NO.	200-100 AR	240-100 AR
HC81070 SEAL KIT	1	1
HC810136 BUSH	2	2
HC81079 ROD	1	1
HC81074 PISTON HEAD	1	1
HC81072 END GLAND	1	1
HC810375 END CAP	1	1







77 Redrock Road,
Collone, Armagh,
N. Ireland BT60 2BL

Tel – 0044 28 3755 2390
Fax – 0044 28 3755 2399
Web – www.redrockmachinery.com

BLOCKCUTTERS

100 SERIES ALL ROUND

8.3 – 100 SERIES HYDRAULIC KITS

PART NO.	PHOTO	200-100 AR	240-100 AR
HY04600 M22/M26.22 240 TWIN TEE		1	1
HY05540 M22 24o MALE/MALE ADPT.		4	4
HY10110 M22 DOWTY SEAL		4	4
HY05680 M26-M22 24o MALE ADPT		2	2
HY10115 M26 DOWTY WASHER		2	2
HOSE KIT PART NUMBERS		110092	135192-01

BLOCKCUTTERS










Tel – 0044 28 3755 2390
Fax – 0044 28 3755 2399
Web – www.redrockmachinery.com

PART NO.	PHOTO	240-100 AR
HY04605-00 TEE		1
HY05690 M26 TO M26 MALE TO MALE STUD COUPLINGS		4
HY10110 M22 DOWTY SEAL		4
HY05661 3/4" TO M22 MALE TO MALE STUD COUPLINGS		2
HY05660 1/2" TO M22 MALE TO MALE STUD COUPLINGS		2
HY10115 M26 DOWTY WASHER		4
HY04606 PRESSURE RELIEF VALVE		1
HY04608 FLOW DIVIDER		1
HOSE KIT PART NUMBERS		135192-02

BLOCKCUTTERS

100 SERIES ALL ROUND

8.4 – 100 SERIES BLADES (2 RAM)



PART NO.	PHOTO	200-100 AR	240-100 AR
1000836L SILAGE KNIFE LEFT HAND		1	1
1000837L TELE SHORT SIDE BLADE LH		1	1
1000836R SILAGE KNIFE RIGHT HAND		1	1
1000837R TELE SHORT SIDE BLADE RH		1	1
1000865L 264mm NEW LEFT END BLADE		1	1
1000865R 264mm NEW RIGHT END BLADE		1	1
1000852 420mm NEW FRONT BLADE		2	-
1000854 630mm NEW FRONT BLADE		1	3
100055 90mm STENGTH RIB BLADE		3	3

77 Redrock Road,
Collone, Armagh,
N. Ireland BT60 2BL

BLOCKCUTTERS

Tel – 0044 28 3755 2390
Fax – 0044 28 3755 2399
Web – www.redrockmachinery.com





100 SERIES ALL ROUND

PART NO.	PHOTO	200-100 AR	240-100 AR
100088L LH BOLT ON STOP POINT		1	1
100088R RH BOLT ON STOPPER POINT		1	1

8.5 – 100 SERIES BLADE BOLT KITS

PART NO.	PHOTO	200-100 AR	240-100 AR
FA112211 M12 X 25 C/SUNK SCREW (FRONT & STOPPER POINT)		54	72
FA11206 M12 X 20 BUTTON/H SCREW (STOPPER POINT INSIDE)		2	2
FA11216 M12 X 30 C/SUNK SCREW (STOPPER POINT)		2	2

8.6 – 100 SERIES - RAM PIN KIT

PART NO.	PHOTO	200-100 AR	240-100 AR
1090674-00 250 X 38.1 RAM PIN		2	2
1090675-00 274 X 38.1 BACK PAM PIN		2	2
FA10875P M8 X 70 PLATED BOLT		4	4
FA02020P M8 LOCK NUT		4	4

8.7 – 100 SERIES - MAIN HINGE PIN KIT

PART NO.	PHOTO	200-100 AR	240-100 AR
134230-00 INT MAIN HINGE PIN		2	2
1090905 EG 55/45 X 50 STEEL BUSH		4	6
FA11240 M12 X 80 BOLT		2	3
FA02040P M12 LOCK NUT		2	3
FA18110 M6 GREASE NIPPLE		2	3

100 SERIES ALL ROUND


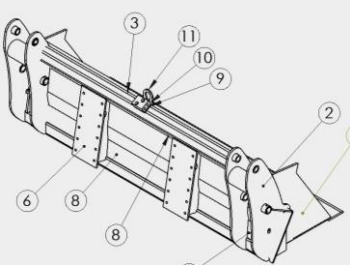
77 Redrock Road,
Collone, Armagh,
N. Ireland BT60 2BL

BLOCKCUTTERS

Tel – 0044 28 3755 2390
Fax – 0044 28 3755 2399
Web – www.redrockmachinery.com

100 SERIES ALL ROUND

8.8 – 100 SERIES - ASSEMBLIES

PART NO.	DESCR.	200-100 AR	240-100 AR
	<p>BLADED FRONT C/W BLADES AND STOPPERS</p> <p>JUNE 2013 ONWARDS</p>	S19194-02	S19200-04
	<p>BACK ASSEMBLY PAINTED</p> <p>JUNE 2013 ONWARDS</p>	S19196-02	S19202-02

77 Redrock Road,
Collone, Armagh,
N. Ireland BT60 2BL

BLOCKCUTTERS

Tel – 0044 28 3755 2390
Fax – 0044 28 3755 2399
Web – www.redrockmachinery.com

100 SERIES ALL ROUND

8.9 – 85 SERIES - STICKERS

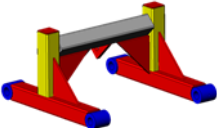
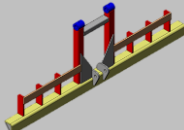






PART NO.	PHOTO	200-100 AR	240-100 AR
800041-01		1	1
8000017		1	-
8000018		-	1
8000315-00		2	2
800029		1	1
8000295		1	1
800003		1	1
800021		6	6

77 Redrock Road,
Collone, Armagh,
N. Ireland BT60 2BL

Tel – 0044 28 3755 2390
Fax – 0044 28 3755 2399
Web – www.redrockmachinery.com

BLOCKCUTTERS

**(9.0) – 137-85, 157-85 & 180-85
PUSH OFF SYSTEM**

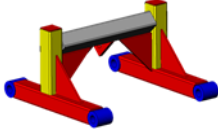
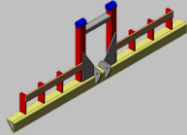






PART NO.	PHOTO	137-85	157-85	180-85
BACK FRAME		100291	100291	110291
FRONT FRAME		102290	101290	114290
HYDRAULIC CYLINDER		HC10070-02	HC10070-02	HC10070-02
HYDRAULIC CYLINDER SEAL KIT		HC81080	HC81080	HC81080
FRONT FRAME PIN & WASHER		100215	100215	110215
BACK FRAME PINS & WASHER		100216	100216	100216-01
RAM PIN & WASHER		100218	100218	100218
FA17410 SPLIT KEY - 2" x 1/4"		5	5	5
FA18110 M6 GREASE NIPPLE		6	6	6

77 Redrock Road,
Collone, Armagh,
N. Ireland BT60 2BL

Tel – 0044 28 3755 2390
Fax – 0044 28 3755 2399
Web – www.redrockmachinery.com

BLOCKCUTTERS

(10.0) 180-85/3 & 218-85/3 PUSH OFF SYSTEM

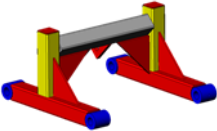
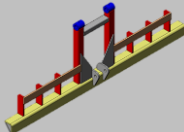




PART NO.	PHOTO	180-85/3	218-85/3
BACK FRAME X 2		100291	100291
FRONT FRAME X 2		100290	113290
HYDRAULIC CYLINDER X 2		HC10070-02	HC10070-02
HYDRAULIC CYLINDER SEAL KIT X 2		HC81080	HC81080
FRONT FRAME PIN & WASHER X2		100215	100215
BACK FRAME PINS & WASHER X4		100216	100216
RAM PIN & WASHER X4		100218	100218
FA17410 SPLIT KEY - 2" x 1/4"		10	10
FA18110 M6 GREASE NIPPLE		12	12

77 Redrock Road,
Collone, Armagh,
N. Ireland BT60 2BL

Tel – 0044 28 3755 2390
Fax – 0044 28 3755 2399
Web – www.redrockmachinery.com

BLOCKCUTTERS

(11.0) - 180-100 & 200-100 PUSH OFF SYSTEM

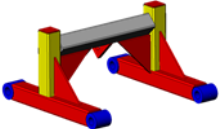
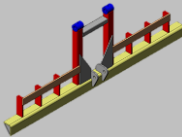






PART NO.	PHOTO	180-100	200-100
BACK FRAME		134291-00	134291-00
FRONT FRAME		134290-00	129290-00
HYDRAULIC CYLINDER		HC10070-2	HC10070-2
HYDRAULIC CYLINDER SEAL KIT		HC81080	HC81080
FRONT FRAME PIN & WASHER		100215	100215
BACK FRAME PINS & WASHER		110216-01	110216-01
RAM PIN & WASHER		100218	100218
FA17410 SPLIT KEY - 2" x 1/4"		5	5
FA18110 M6 GREASE NIPPLE		6	6

77 Redrock Road,
Collone, Armagh,
N. Ireland BT60 2BL

Tel – 0044 28 3755 2390
Fax – 0044 28 3755 2399
Web – www.redrockmachinery.com

BLOCKCUTTERS

**(12.0) - 240-100/3
PUSH OFF SYSTEM**


PART NO.	PHOTO	240-100/3
BACK FRAME		134291-00
FRONT FRAME		129290-00
HYDRAULIC CYLINDER		HC10070-2
HYDRAULIC CYLINDER SEAL KIT		HC81080
FRONT FRAME PIN & WASHER		100215
BACK FRAME PINS & WASHER		110216-01
RAM PIN & WASHER		100218
FA17410 SPLIT KEY - 2" x 1/4"		5
FA18110 M6 GREASE NIPPLE		6

77 Redrock Road,
Collone, Armagh,
N. Ireland BT60 2BL

Tel – 0044 28 3755 2390
Fax – 0044 28 3755 2399
Web – www.redrockmachinery.com

BLOCKCUTTERS

(13.0) - 180-130 & 200-130 PUSH OFF SYSTEM

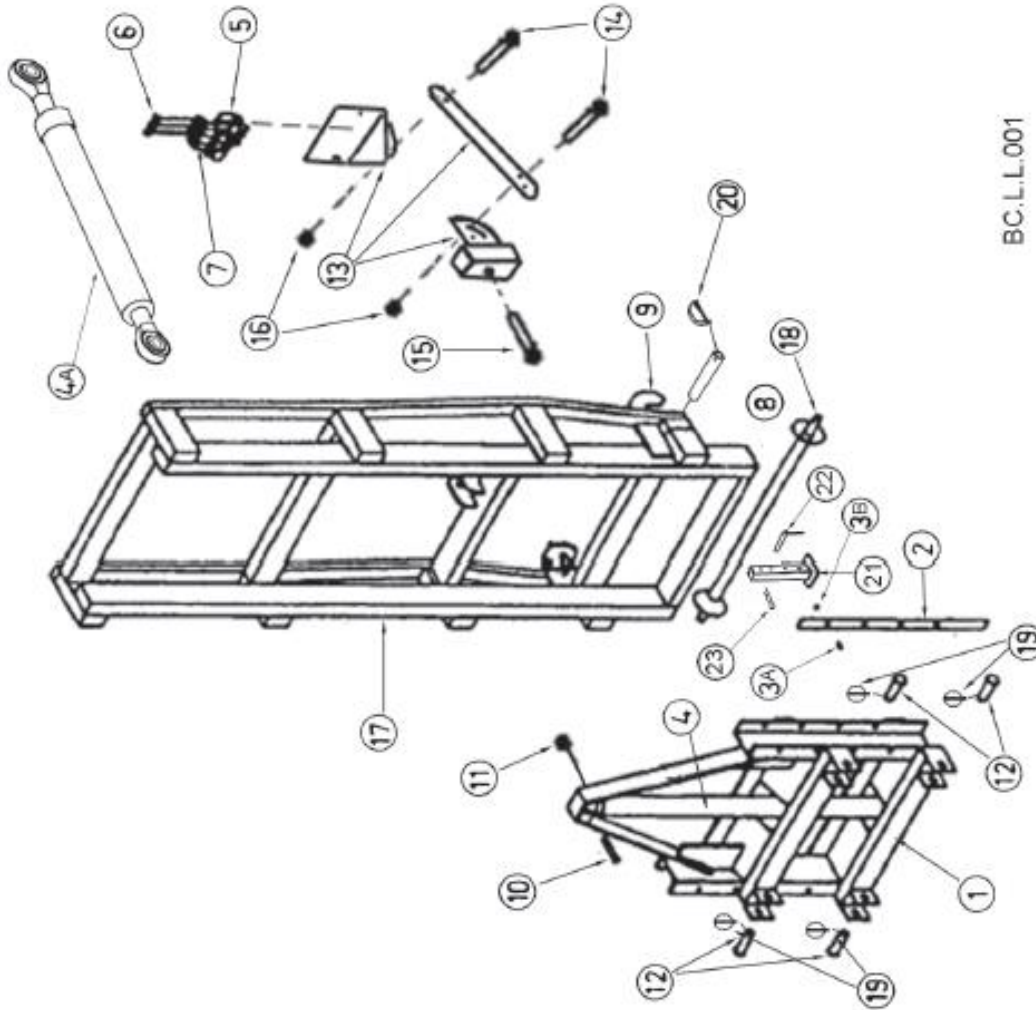
PART NO.	PHOTO	180-130	200-130
BACK FRAME		110291	109291
FRONT FRAME		116290	109290
HYDRAULIC CYLINDER X2		HC10070-2	HC10070-2
HYDRAULIC CYLINDER SEAL KIT		HC81080	HC81080
FRONT FRAME PIN & WASHER		100215	109215
BACK FRAME PINS & WASHER		110216-01	109216-03
RAM PIN & WASHER		100218	100218
FA17410 SPLIT KEY - 2" x 1/4"		10	10
FA18110 M6 GREASE NIPPLE		12	12

77 Redrock Road,
Collone, Armagh,
N. Ireland BT60 2BL

Tel – 0044 28 3755 2390
Fax – 0044 28 3755 2399
Web – www.redrockmachinery.com

BLOCKCUTTERS

(14.0) - HI LIFT



BC.L.L.001

77 Redrock Road,
Collone, Armagh,
N. Ireland BT60 2BL

BLOCKCUTTERS

Tel – 0044 28 3755 2390

Fax – 0044 28 375

Web – www.redr

HI LIFT

Item	Description	Comments	Part Number	Light Lo-Lift	Hi-Lift	1.6, 1.8 & 2m H.D Lo-Lift	1.4m Lo-Lift Up To Spring 1995	1.4m H.D. Lo-Lift From Spring 1995 On
1	Slide assembly		107099	1	1			
			111099			1		
			115099				Not Available	1
2	Nylon Strip	765 x 40 x 6mm 920 x 50 x 6mm 920 x 50 x 8mm (optional)	106083 111083 1110835	4	4	4	4	4
3A	Brass Screws	M6 x 25	FA10623	16	16	20	20	20
3B	Lock Nuts	M6 Lock Nut	FA02010P	16	16	20	20	20
4	Hift Hydraulic cylinder	M22 Ports, 92mm ⁷⁰ . c. 2305mm.c. Top pin = 19.5mm, Bottom Pin = 12mm	HC10060	1		2	1	1
			HC10050		1			
	Hydraulic cylinder seal Kit		HC81050	1	1	1	1	1
	Closed Centre Hydraulic Kit	Optional	106088	1	1	1	1	1
4A	24" C/C Toplink Hydraulic Cylinder	Optional	HC10040	1	1	1	1	1
	Toplink Seal Kit		HC86000	1	1	1	1	1
5	3 Lever Oil Control Bank		HY09240	1	1	1	1	1
	4 Lever Oil Control Bank	Optional	HY09250					
6	Control bank lever		HY09242	3	3	3	3	3
7	Control Bank cast top		HY09246	3	3	3	3	3
	1/2" - 3/8" Adapter		HY05130	3	3	3	3	3
	1/2" - 1/2" Adapter		HY05040	4	4	4	4	4
	1/2" Bonded Seal		HY10030	7	7	7	7	7
8	Hitch Pin for linkarm attachment	Supplied with HD Models (Post 1995 Models)	111091			2	2	2
9	Quick Hitch Latch	Post 1995 Models	106002	2	2	2	2	2
9	Quick Hitch Latch	Post 1995 Models	111002	2	2	2	2	2

CONTACT – 0044 (0) 2837 552390
EMAIL – parts@redrockmachinery.com

BLOCKCUTTERS

Tel – 0044 28 3755 2390
Fax – 0044 28 3755 2399
Web – www.rec

HI LIFT

213

Item	Description	Comments	Part Number	Lo-Lift	Hi-Lift	1.6, 1.8 & 2m Lo-Lift	1.4m Lo-Lift Up To Spring 1995	1.4m H.D. Lo-Lift From Spring 1995 On
10	4" x 3/4" UNF Bolt		111002			2	2	
11	3/4" UNF locking Nut		FA08060	1	1	2	1	1
12	Blockcutter Mounting Pin		FA02270P	1	1	2	1	1
			100216	4	4			
			111036			4	4	4
13	Oil control Bank Bracket Assembly		106095	1	1	1	1	1
14	Bolt	M12 x 40	FA11220P	4	4	4	4	4
15	Bolt	M12 x 25	FA11210P	1	1	1	1	1
16	Nut	M12 Lock Nut	FA02040P	4	4	4	4	4
17	Main Frame		107098	1				
			106098		1			
			111098			1		
			115098				NOT AVAILABLE	1
18	Cat.2 Quick Hitch Bar	970 x 28 x 90mm In 1067 x 28.6mm	106094	1	1			
		Optional	1110940			1	1	1
19	Cat.1 Quick Hitch Bar		106093					
	Lynch Pin	5/16 Lynch Pin	FA172200	4	4	4	4	4
20	Shaft pin for linkarm pins on HD-models	(Post 1995 Models)						
21	Jack Leg		111097	2	2	2	2	2
22	Jack Leg Pin		300514	2	2	2	2	2
23	2 1/2" "R" Clip		FA17310	2	2	2	2	2
	Redrock Decal		800030	2	2	2	2	2
	Hydraulic Controls Decal (Out/In Open Close)		800028	1	1	1	1	1

REDROCK

Machinery Ltd

Blockcutters

Parts Manual

In accordance with the program of continuous development at **REDROCK** Machinery Ltd, alterations in the specification may be made at any time without notice

There **REDROCK** Machinery Ltd will not accept the responsibility for any discrepancies which may occur between the specification of machines and the descriptions thereof contained in this publication

REDROCK Machinery Ltd

77 Redrock Road,
Collone, Armagh,
N. Ireland BT60 2BL

Tel – 0044 28 3755 2390

Fax – 0044 28 3755 2399

Web – www.redrockmachinery.com

